



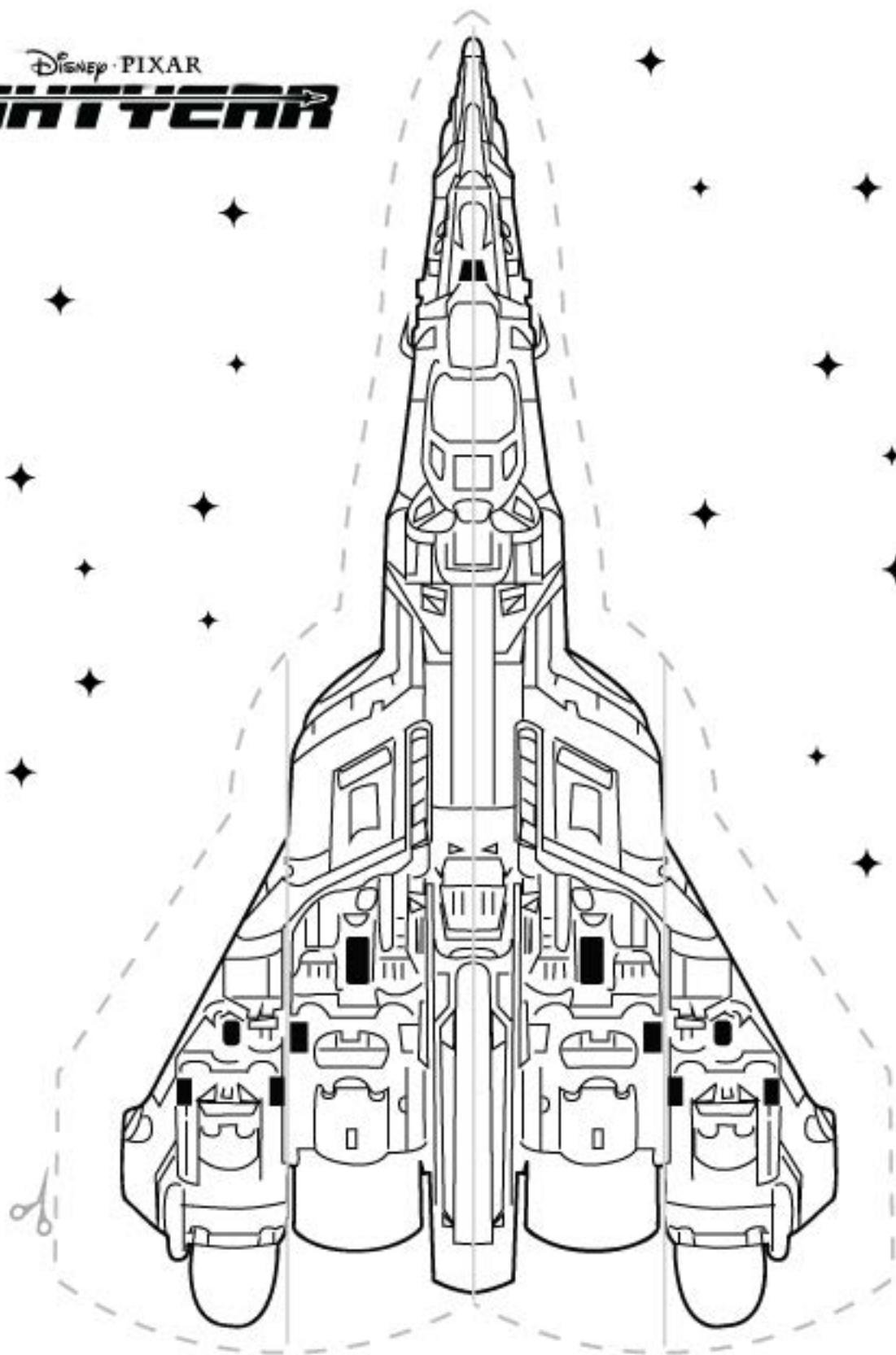
Disney · PIXAR
LIGHTYEAR



Disney · PIXAR

LIGHTYEAR






MISSION:

**COLOR AND ASSEMBLE
YOUR OWN SPACE SHIP**

INSTRUCTIONS

1. Color in and decorate your space ship.
2. Cut along the dotted lines with adult supervision.
3. Fold space ship on gray lines so that the design is on the outside.
4. Prepare your space ship for launch.

MISSION: SPOT THE DIFFERENCE



10 DIFFERENCES TO FIND

Disney · PIXAR
LIGHTYEAR

1. Sox's paws 2. Sox's eye color 3. Buzz's eye color 4. Lightyear emblem removed 5. Lightspeed light 6. Speaker button color 7. Flight suit buttons removed 8. Ship button color change 9. Flight suit number removed 10. Buzz's glove color



MISSION: SPOT THE DIFFERENCE



10 DIFFERENCES TO FIND

Disney · PIXAR
LIGHTYEAR

1. Mouse 2. Vertical Paint 3. Lock Marking 4. Rug Color 5. Number on door 6. Buzz Watch 7. Lightyear patch 8. Door Code removed 9. Other Buzz patch flipped 10. Paint on wall





MISSION:
HELP BUZZ
THROUGH THE VINES

MISSION: FIND BUZZ!

